



IL-TSO-10SA

Ceiling Flush Mount Passive Infra Red (PIR) Occupancy Detector & Photocell

Input: 100-240 Vac 50/60Hz



PLEASE READ THESE INSTRUCTIONS BEFORE INSTALLING THE PRODUCT

NOTE: IL-TSO-10SA is only compatible to work with INGY enabled equipment.

This flush mounted IL-TSO-10SA is suitable for easy mounting through a 73/75mm diameter hole into a ceiling void which is at least 78mm deep. Configurable for any room occupancy style, via the free to download INGY APP on Google Play or Apple APP Store.

INSTALLATION

To be installed by a competent person with reference to BS 7671 or equivalent local standards. If in doubt consult a qualified electrician.

- Plan where the IL-TSO-10SA is to be located (see diagram 1). Switch off supply and check for hidden cables and pipes. Make a 73/75mm diameter hole through a standard ceiling board.
- The IL-TSO-10SA should be connected as shown in diagram 2:
 - L - Live in. N - Neutral in.
- Ensure both springs are fitted to the moulding in the correct orientation (see diagram 3).
- Push the IL-TSO-10SA into the ceiling void, making reference to diagram 4.

OPERATION

To check the operation of the IL-TSO-10SA:

- Turn on the supply then after 20 seconds if the sensor has recognised movement of a person within its zone of detection the integral red LED on IL-TSO-10SA will stay illuminated for 4 seconds before the red LED turns off.
- Thereafter, every time movement is detected by IL-TSO-10SA the integral red LED will stay illuminated for 4 seconds.

The control also features adjustable time out (time lag) control and daylight threshold control which are configured by the INGY APP.

PRECAUTIONS

- Do not place the IL-TSO-10SA near heat sources, fans or in ventilated ceiling voids.
- IL-TSO-10SA can be wired in parallel (sharing the same Live and Neutral).
- Do not place close to, or positioned such that, any light source points directly into the IL-TSO-10SA
- Ensure wires and cables are securely held within the connection terminals.
- The IL-TSO-10SA should be protected by a 5 or 6 Ampere mcb or fuse.
- Disconnect the IL-TSO-10SA from the circuit before performing insulation testing of the wiring circuit.**

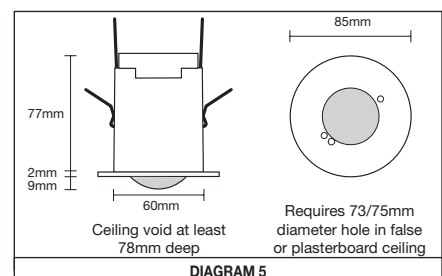
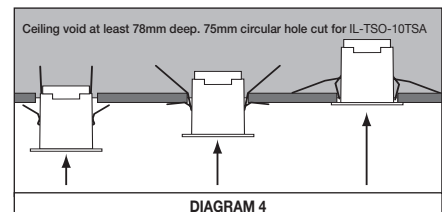

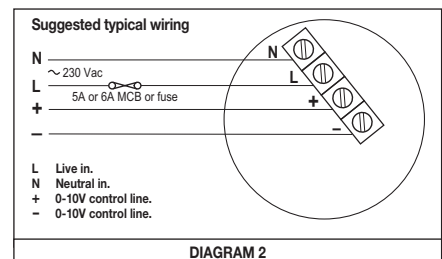
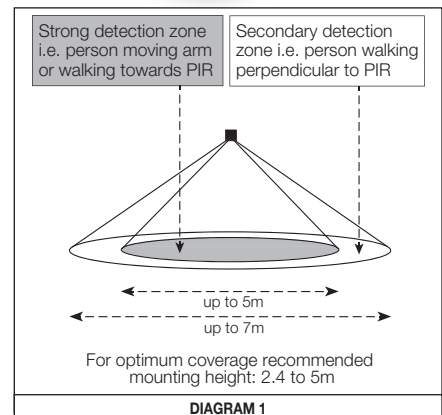
5 YEAR WARRANTY

IL-TSO-10SA comes with a 5 year warranty from the date of manufacture and is CE marked.



TECHNICAL DETAILS

INPUT	
Voltage:	100 - 240Vac
Frequency:	50/60Hz
Max. mains current:	20mA
Standby current:	14mA
RADIO TRANSCEIVER	
Operating frequencies:	2.4... 2,480 GHz
Max. output power:	+4 dBm
LUX PARAMETERS	
Range:	5 - 2000 lux
OPERATING CONDITIONS	
Note: The temperature difference between the detection target and the background must be at least 4 °C.	
Ambient temperature:	-20... +40 °C (Iout 20mA)
Storage temperature:	-25... +75 °C
Max. relative humidity:	0... 80%, non cond.
CONNECTORS	
Terminal block Wire size:	0.5mm ² - 2.5mm ² solid or stranded
Wire strip length:	6-7mm
Tightening torque:	0,4 Nm/4 Kgf.cm
MECHANICAL DATA	
Dimensions:	79mm x 85mm x 85mm
Weight:	97g (unpacked)
Degree of protection:	IP40
Protection class:	Basic protection
Material (casing)	Flame-retardant polycarbonate
Finish / Colour	Matt /White (RAL 9003)
CONFORMITY AND STANDARDS	
EMC emission: EN 301 489-1 V2.2.0, EN 301 489-17 V3.1.1, EN 55032: 2015, EN61000-3-2: 2014, EN61000-3-3: 2013	
EMC immunity: EN 301 489-1 V2.2.0, EN 301 489-17 V3.1.1	
Environment: Complies with WEEE and RoHS directives	



Voor handleiding: koopmaninterlight.nl/thinqmanual
Für Anleitung: interlightgmbh.de/thinqmanual
For manual: koopmaninterlight.nl/thinqmanual

